

No. PDMA (SINDH)/(SITREP)/2022/1297

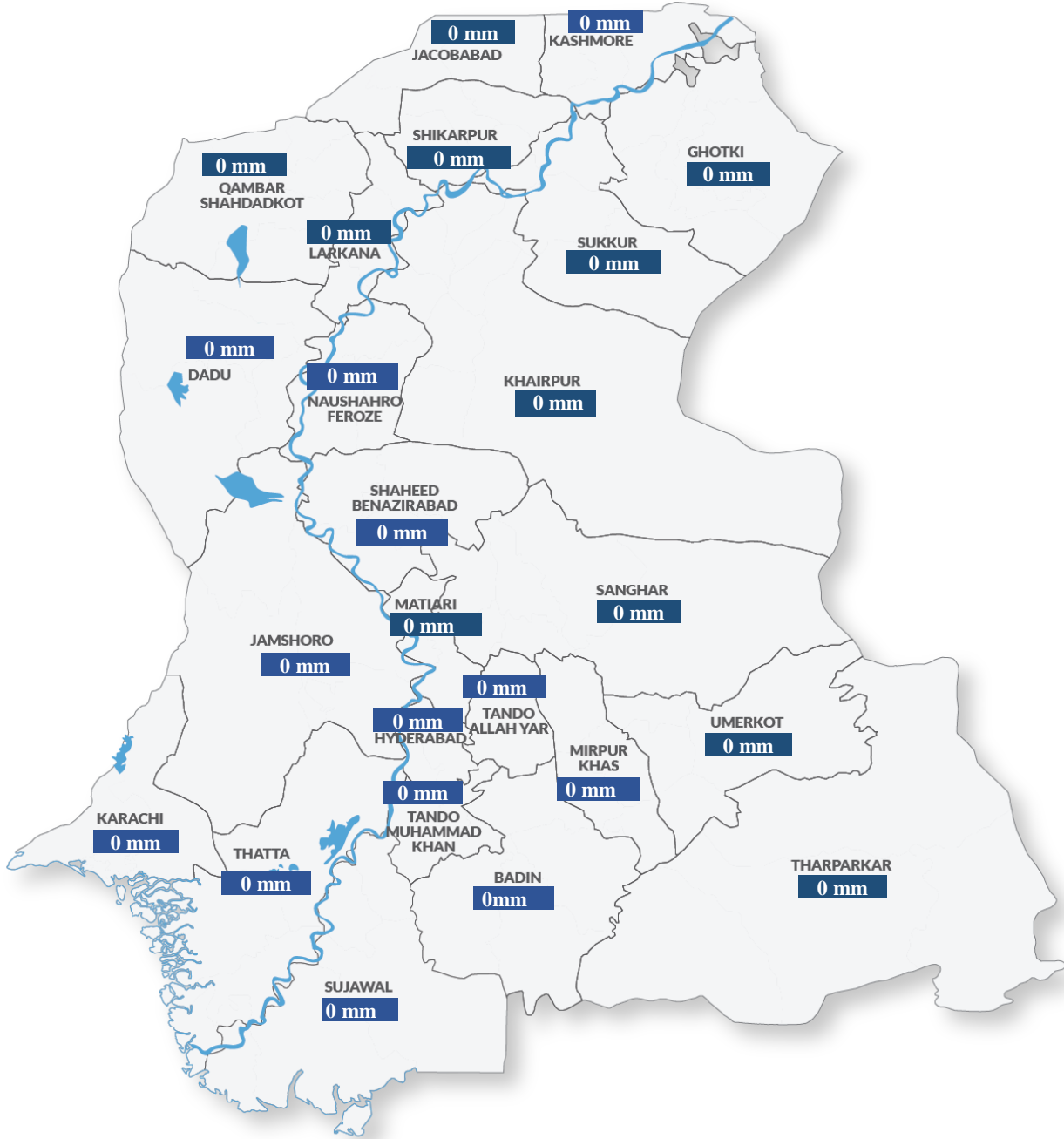
October 04, 2022

Period Covered: 22:00 hrs. 20-06-2022 to 03-10-2022 22:00 hrs.

DAILY SITUATION REPORT

Weather Situation Overview

Rainfall in Average (last 24 hrs.)



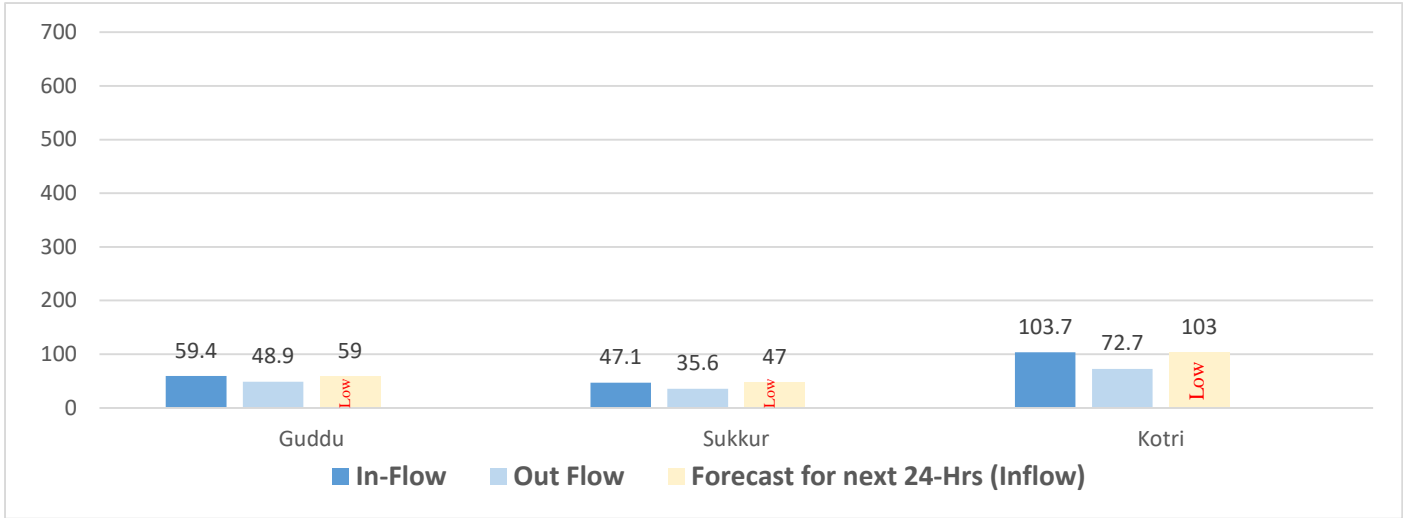
Source: CM Portal

Weather Forecast

- Nothing to Report (NTR)

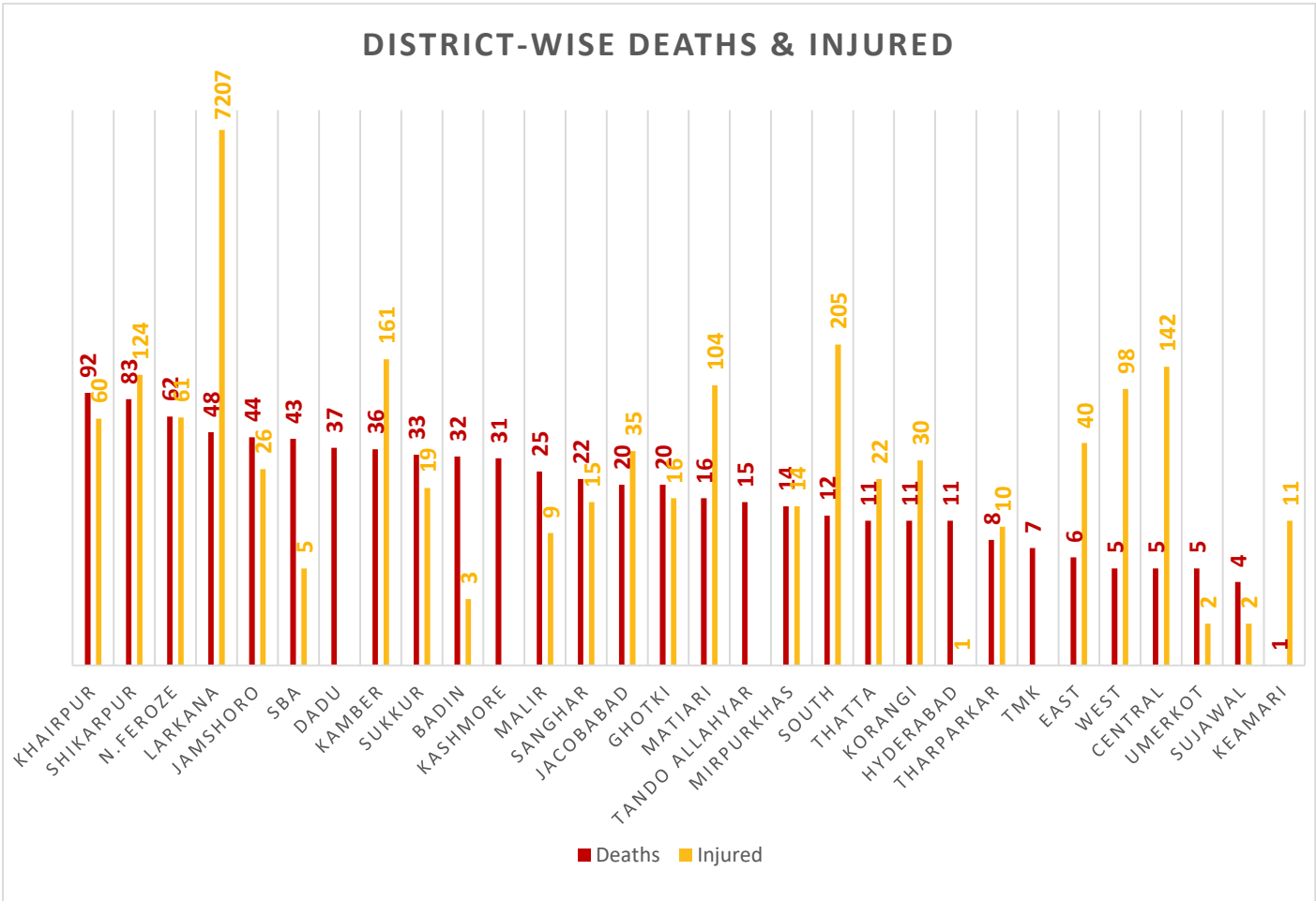


River Indus Discharge (in Thousands of Cusecs)



Source: Pakistan Meteorological Department - Flood Forecasting Division (FFD) – Bulletin No. B-111/22 Dated: 03rd October, 2022 10:35 AM (PST)

Summary of Losses

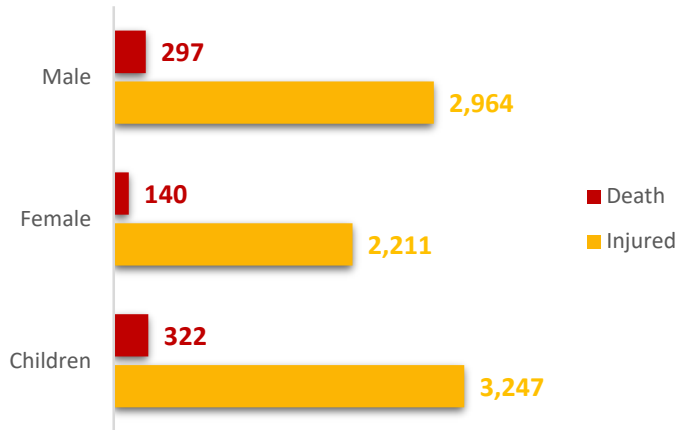


Death Data Source: Concerned Deputy Commissioners.

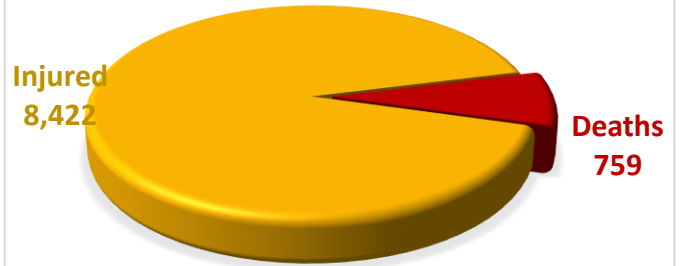
Injury Data Source: Directorate General Health Services, Hyderabad.



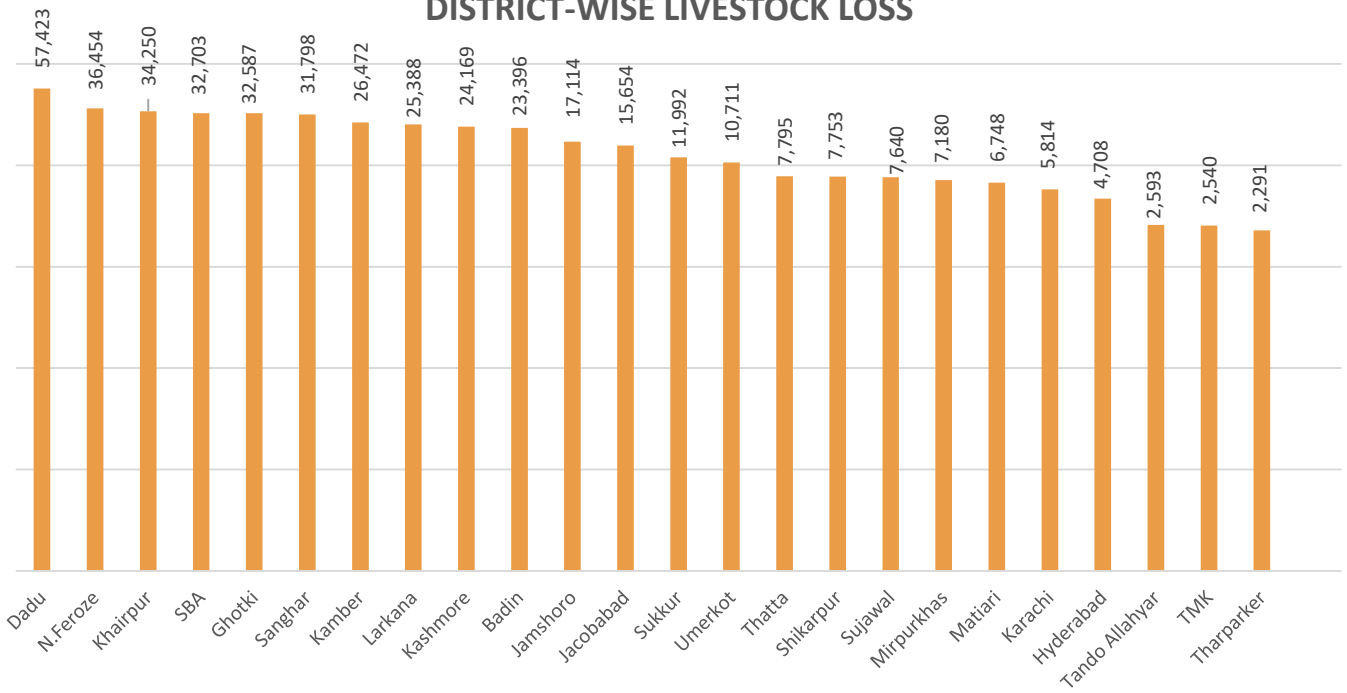
GENDER-WISE DISTRIBUTION



SUMMARY



DISTRICT-WISE LIVESTOCK LOSS

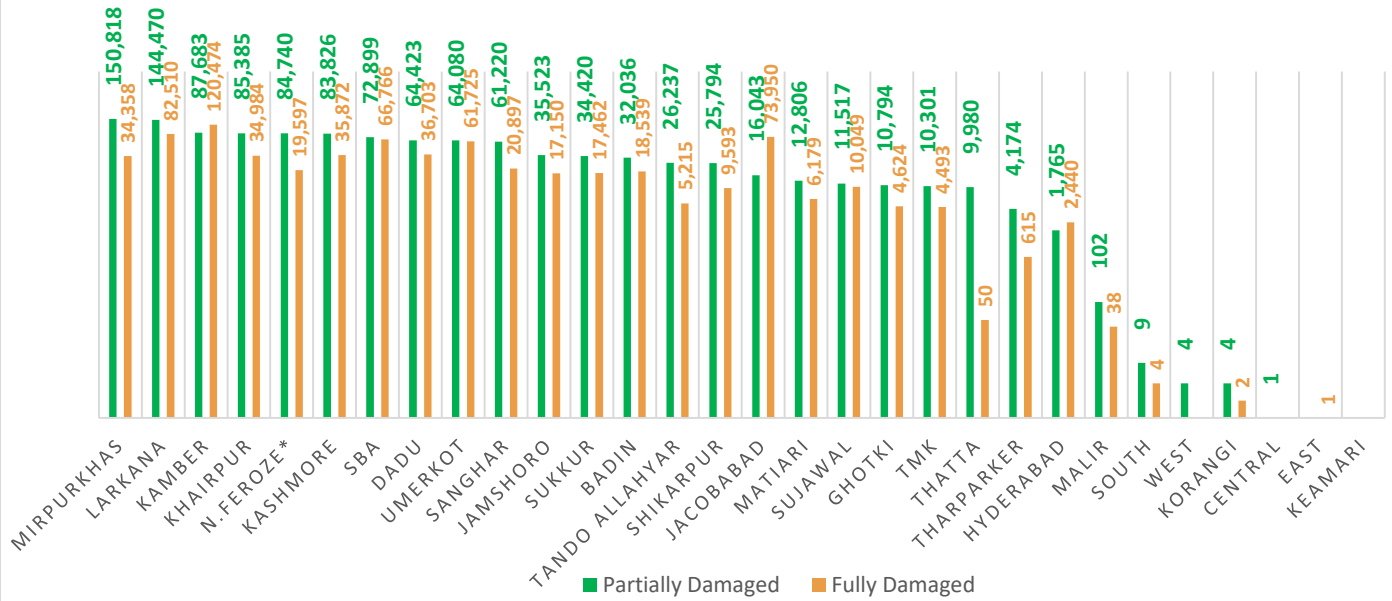


Total Livestock Perished: 435,173

Livestock Data Source: DG Livestock Sindh.

Summary of Infrastructure & Private Property Damage

DISTRICT-WISE HOUSE DAMAGES



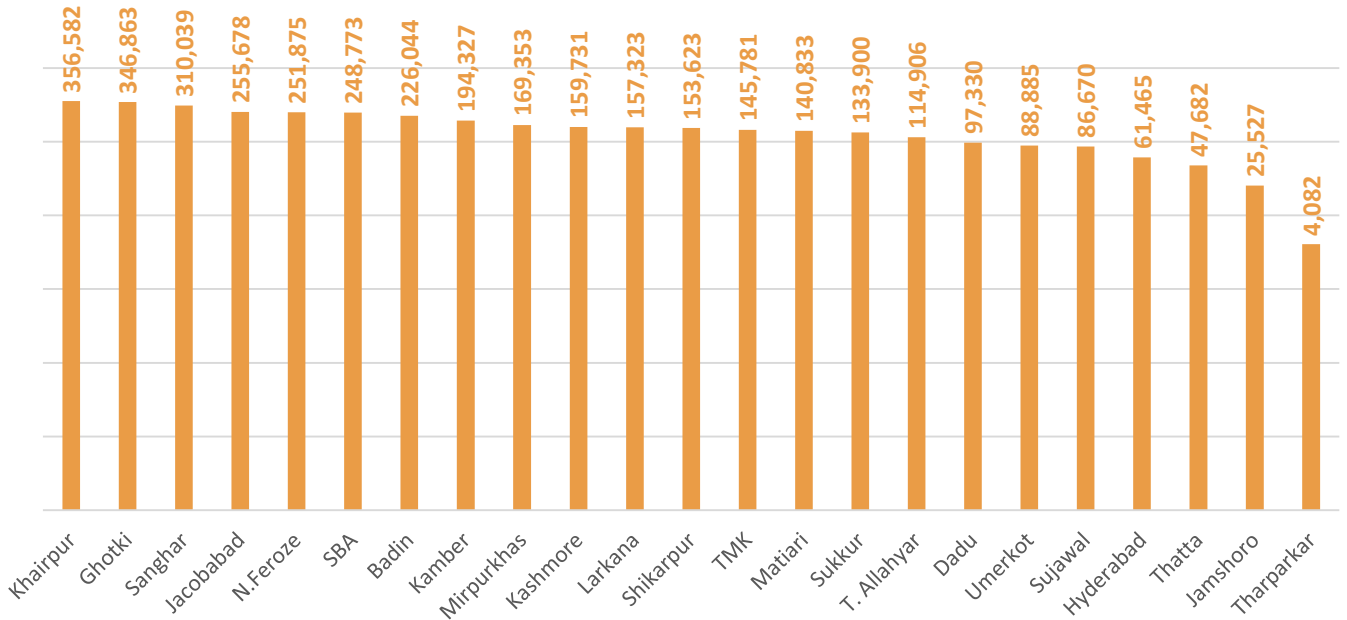
Partially Damaged – 1,131,054

Fully Damaged – 684,290

Grand Total – 1,815,344

Source: Concerned Deputy Commissioners.

CROP AREA AFFECTED (IN ACRES)



Total Crop Area Damaged: 3,777,272

Source: Relief Department Sindh



**PROVINCIAL DISASTER MANAGEMENT AUTHORITY
REHABILITATION DEPARTMENT
GOVERNMENT OF SINDH**



Division	District	No. of UC's Affected	No. of Roads	Road (km)	Bridge	Culverts	Causeway	Shop	Hotel	Masjid
Karachi	East	-	1	8	2	-	750	-	-	-
	West	-						-	-	-
	South	18						1	-	-
	Central	-						3	-	-
	Malir	14						7	-	-
	Korangi	2						-	-	-
	Keamari	32						-	-	-
Sub Total		66	1	8	2	-	750	11	-	-
Hyderabad	Hyderabad	160	13	76	2	-	-	-	-	-
	Jamshoro	30	42	516	15	9	1,375	-	-	-
	Dadu	66	65	569	6	99	-	-	-	-
	Matiari	30	7	83	-	-	-	-	-	-
	Tando Allahyar	28	37	344	6	92	-	-	-	-
	TMK	28	7	118	0	6	-	-	-	-
	Thatta	40	39	291	23	233	-	-	-	-
	Sujawal	37	30	426	57	272	-	-	-	-
	Badin	68	53	799	13	82	0	5	2	3
Sub Total		487	293	3,221	122	793	1,375	5	2	3
Sukkur	Sukkur	67	20	181	1	25	-	11	-	-
	Khairpur	88	110	622	2	83	-	13	-	3
	Ghotki	66	24	252	-	-	-	-	-	-
Sub Total		221	154	1,055	3	108	-	24	-	3
SBA	SBA	59	58	942	15	45	-	-	-	-
	N.Feroze	68	60	727	2	124	-	-	-	-
	Sanghar	73	52	296	10	119	-	-	-	-
Sub Total		200	170	1,965	27	288	-	-	-	-
Larkana	Larkana	68	24	192	1	54	-	-	-	-
	Kamber-Shahdadkot	52	51	173	3	158	-	-	-	-
	Shikarpur	55	23	258	-	38	-	-	-	-
	Jacobabad	44	9	92	-	65	-	-	-	-
	Kashmore	41	24	289	1	14	-	-	-	-
Sub Total		260	131	1,004	5	329	-	-	-	-

Emergency No:
1736

Plot No. 26-C, Main Khayaban-e-Jami,
DHA Phase-VII, Karachi.

021-99332742
021-35381810

021-99332007

0335-5557362

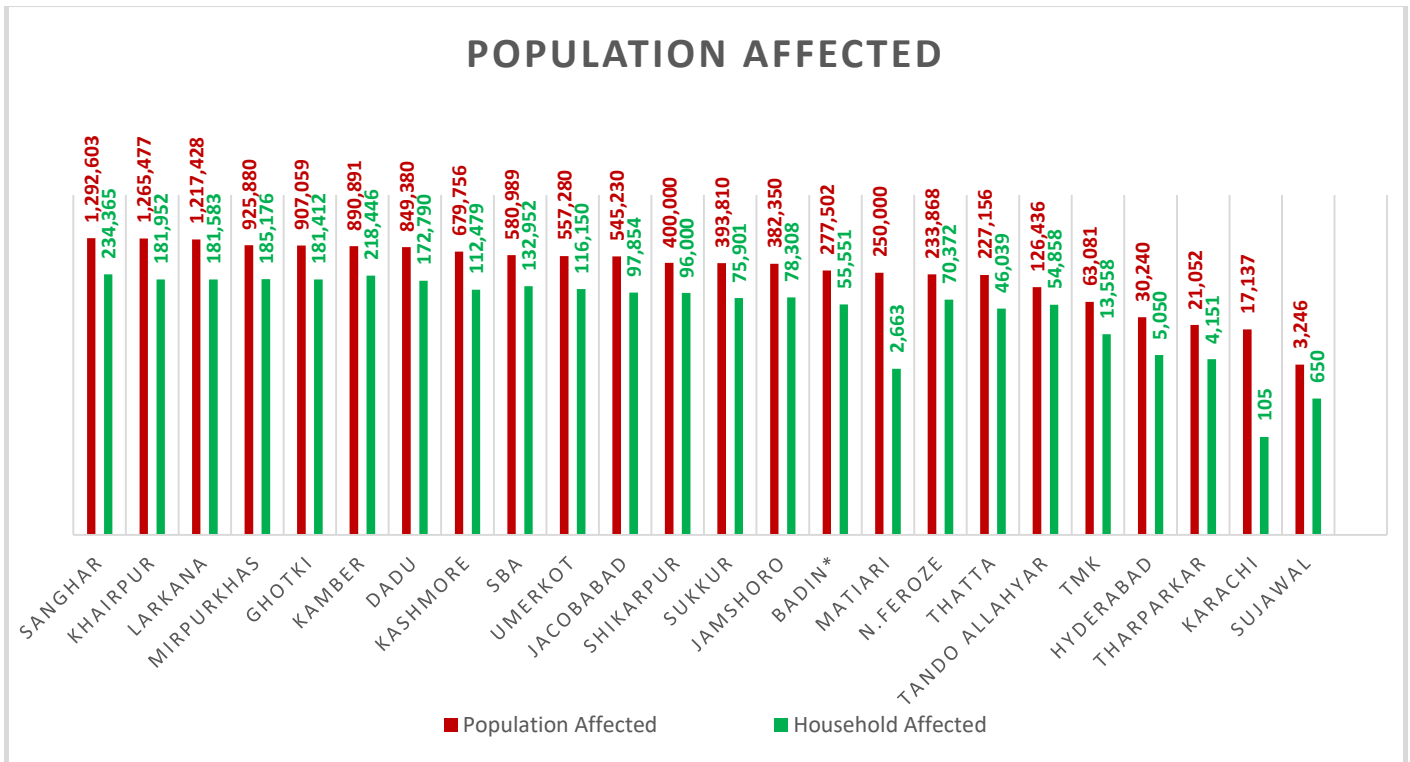
www.pdma.gos.pk

Division	District	No. of UC's Affected	No. of Roads	Road (km)	Bridge	Culverts	Causeway	Shop	Hotel	Masjid
Mirpurkhas	Mirpurkhas	50	15	207	6	82	-	-	-	-
	Umerkot	42	21	332	-	69	-	-	-	-
	Tharparker	3	18	597	-	80	-	-	-	-
Sub Total		95	54	1,136	6	231	-	-	-	-
Grand Total		1,329	803	8,389	165	1,749	2,125	40	2	6

Source of UCs Affected: Relief Department Sindh

Source of Infrastructure Damage: Works & Services Department Sindh

Note: Works & Services Department has reported that 2,548 Government buildings have been damaged

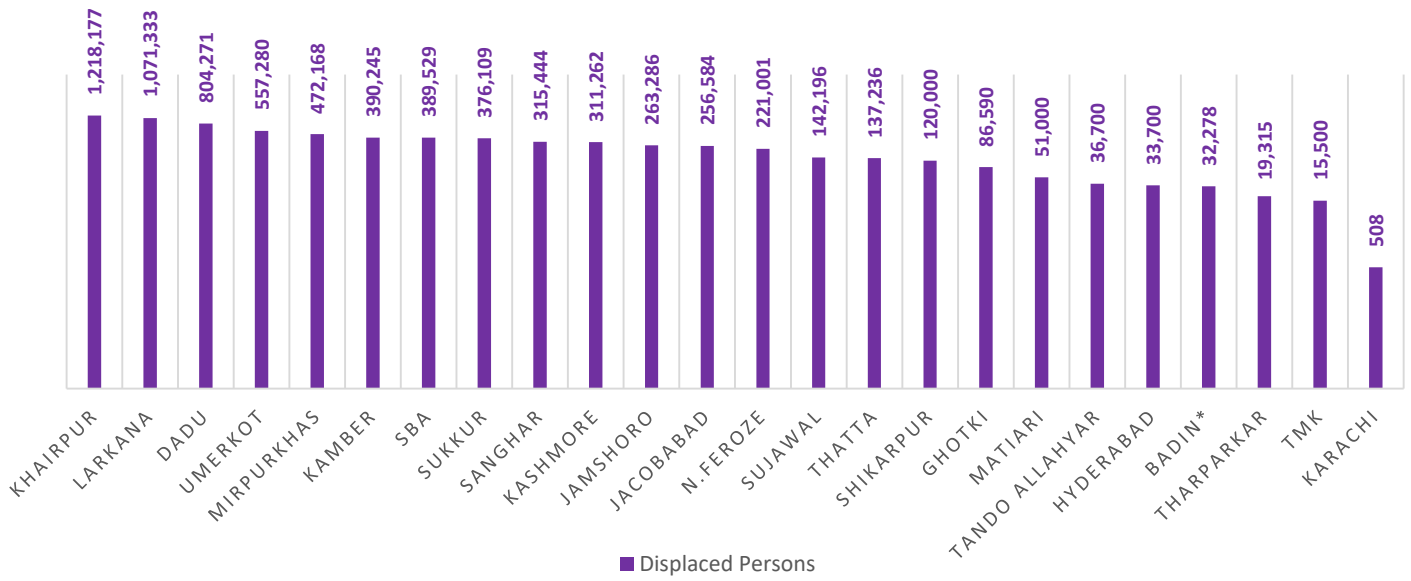


Total Population Affected: 12,137,851

Total Households Affected: 2,318,365

Source: Concerned Deputy Commissioners.

POPULATION DISPLACED



Total Number of Person Displaced: 7,321,712

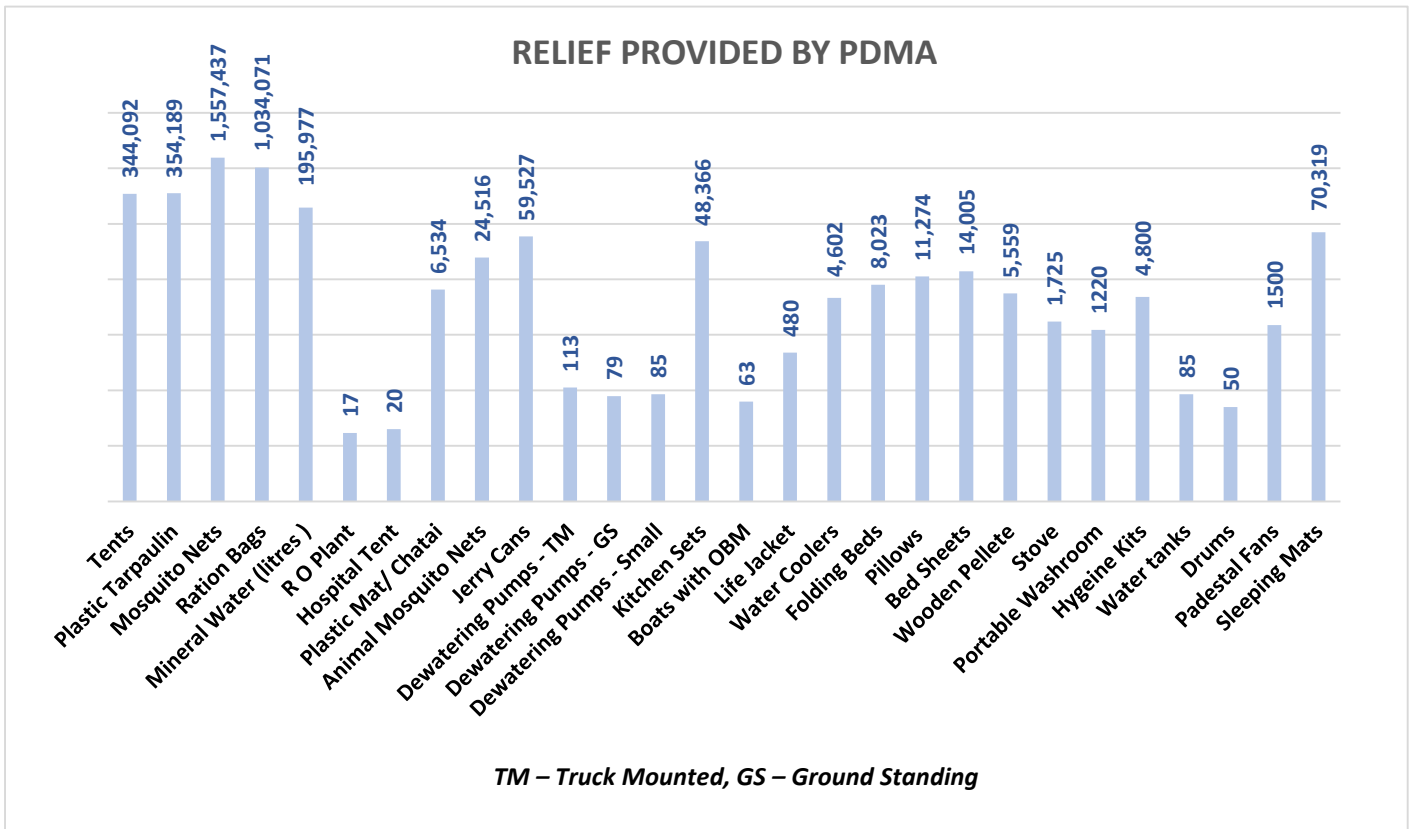
Source: Concerned Deputy Commissioners.

Relief Camps Established by DDMAs / Deputy Commissioners

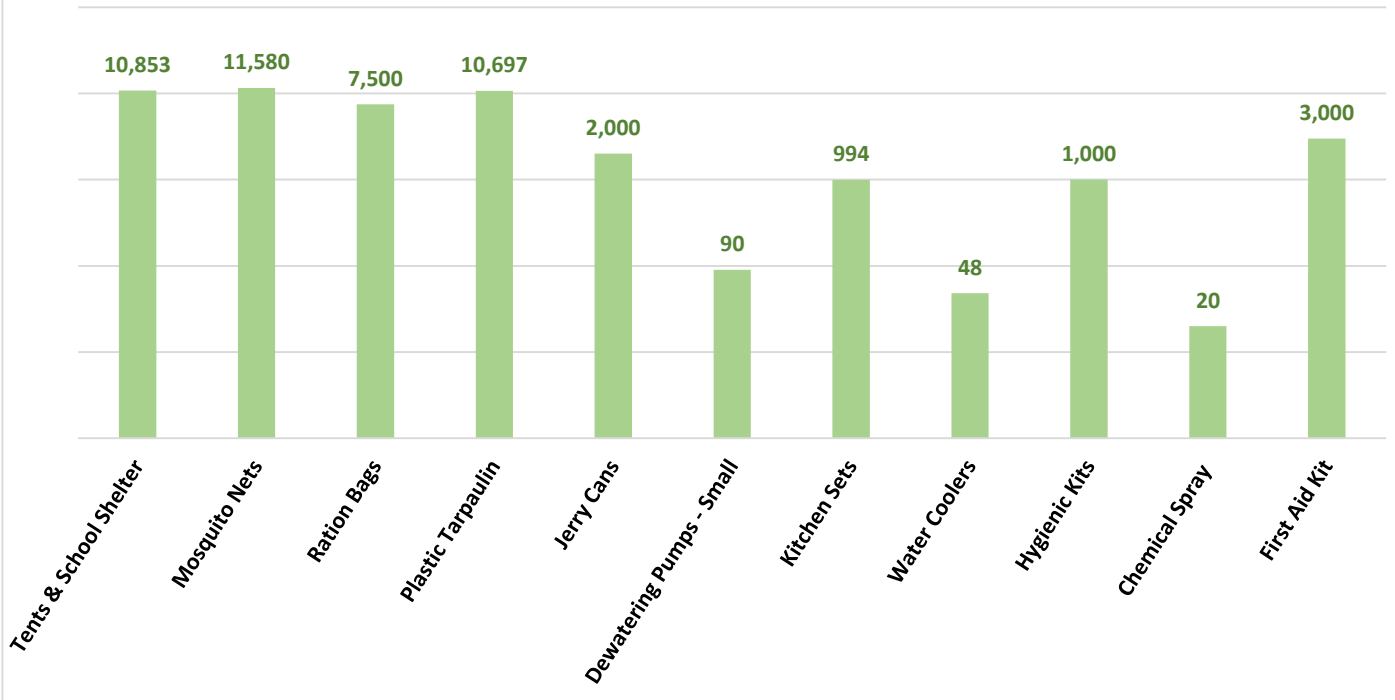
Division	District	Relief Camps Established	Persons in Relief Camps (Last 24hrs)			
			M	F	C	T
Karachi	East	15	-	-	-	6,341
	West	7	-	-	-	3,705
	Korangi	2	-	-	-	505
	Malir	8	-	-	-	4,794
	Central	2	-	-	-	0
	Keamari	7	-	-	-	783
Sub Total		41	-	-	-	16,128
Hyderabad	Hyderabad	29	-	-	-	6,530
	Jamshoro	80	6,153	6,858	12,324	25,335
	Dadu	154	8,250	10,500	14,947	33,697
	Matari	9	-	-	-	3,312
	Tando Allahyar	9	798	845	786	2,429
	Tando M. Khan	-	1,250	1,450	976	3,676
	Thatta*	27	-	-	-	1,817
	Sujawal	14	-	-	-	-
	Badin	6	280	320	627	1,227
Sub Total		328	16,731	19,973	29,660	78,023
Sukkur	Sukkur	9	224	295	554	1,073
	Khairpur	183	-	-	-	47,300
	Ghotki	-	-	-	-	-
Sub Total		192	224	295	554	48,373

Division	District	Relief Camps Established	Persons in Relief Camps (Last 24hrs)			
			M	F	C	T
SBA	SBA	4	33	29	60	122
	N.Feroze	252	8,947	9,069	15,599	33,615
	Sanghar	151	4,417	7,730	9,940	22,087
Sub Total		407	13,397	16,828	25,599	55,824
Larkana	Larkana	1,350	15,714	21,650	26,972	64,336
	Kamber-Shahdadkot	140	19,346	20,165	13,209	52,720
	Shikarpur*	25	-	-	-	2,758
	Jacobabad	94	2,271	2,776	10,097	15,144
	Kashmore	27	237	190	437	864
Sub Total		1,636	37,568	44,781	50,715	135,822
Mirpurkhas	Mirpurkhas	35	4,159	1,849	1,510	7,518
	Umerkot	9	3,334	3,537	5,690	12,561
Sub Total		44	7,493	5,386	7,200	20,079
Grand Total		2,648	75,413	87,263	113,728	354,249

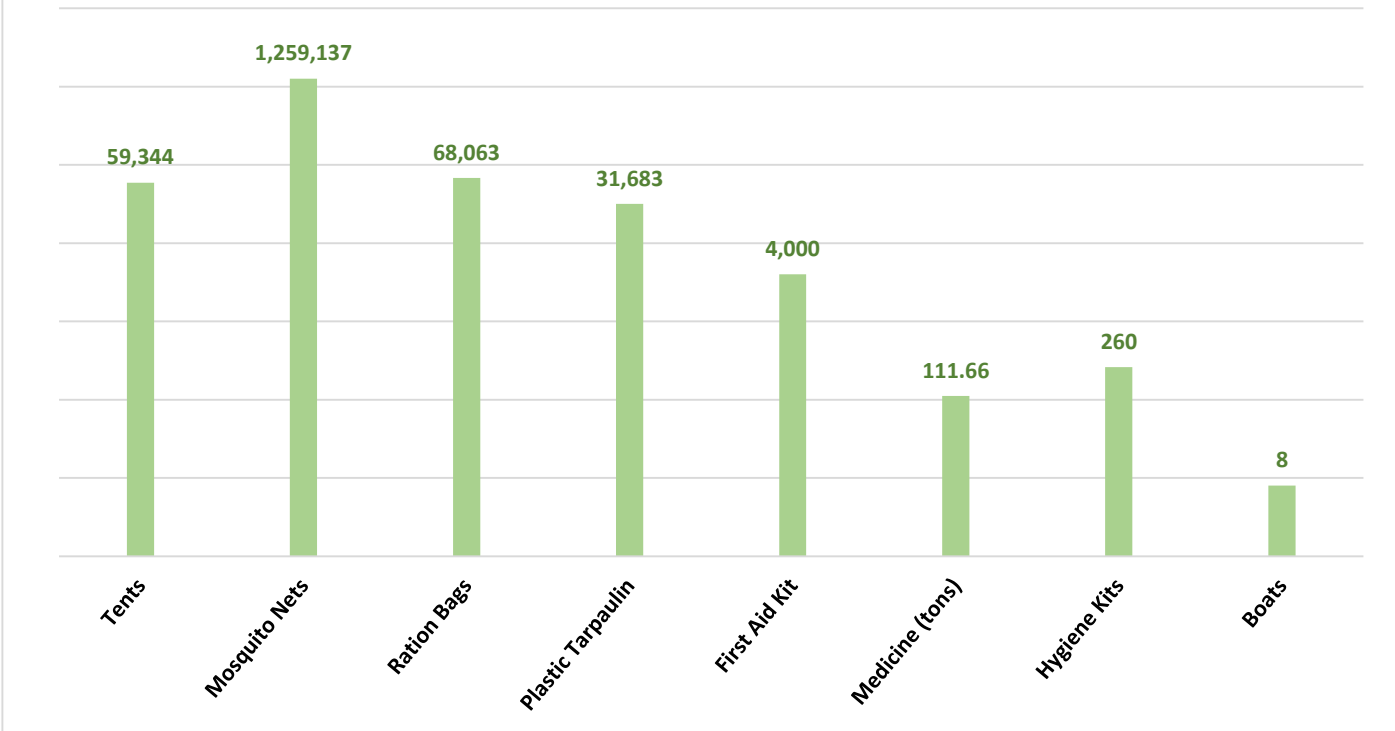
Source: Concerned Deputy Commissioners of Sindh.



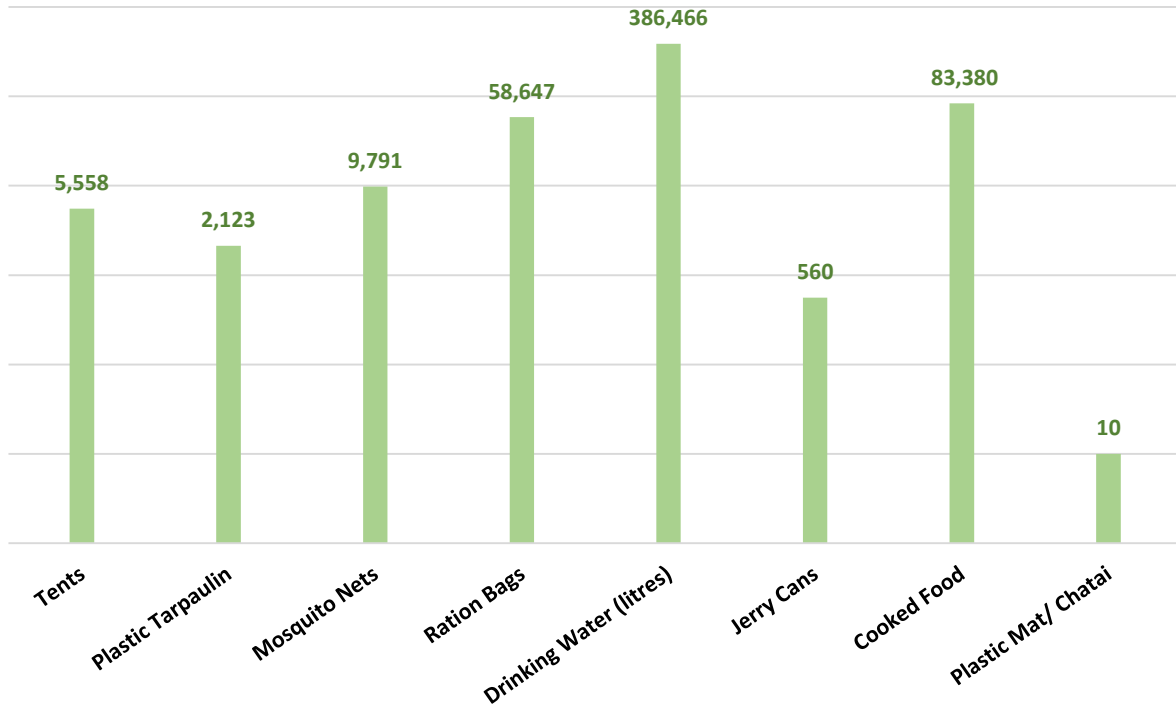
RELIEF PROVIDED BY NDMA THROUGH PDMA



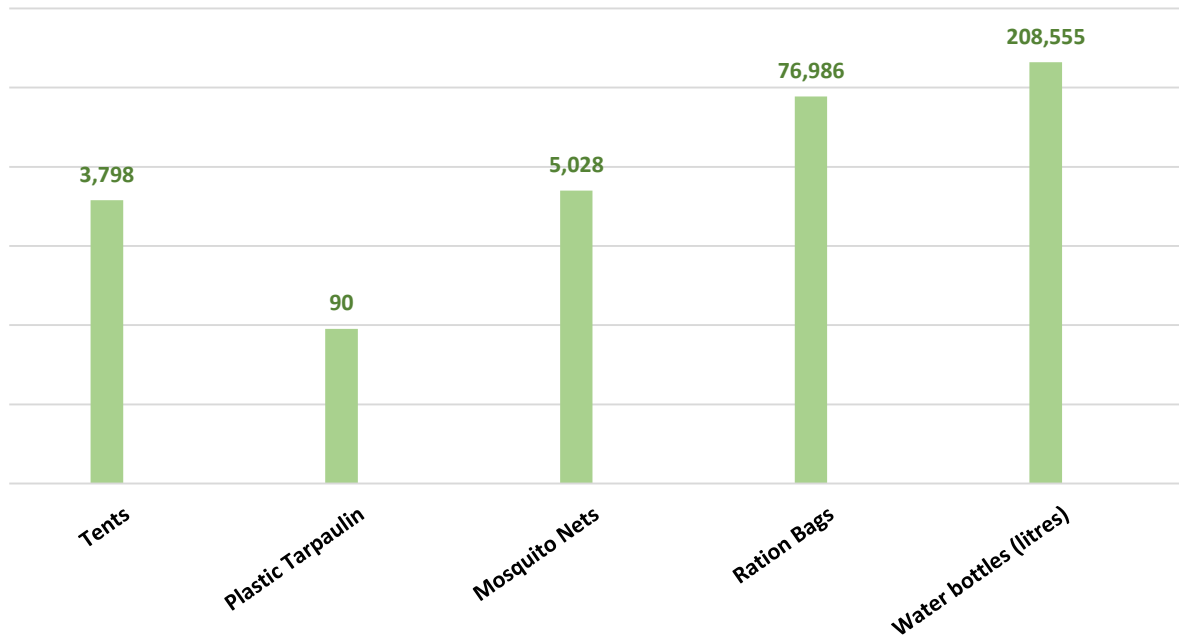
RELIEF PROVIDED BY NDMA THROUGH ARMY



RELIEF PROVIDED BY PAK NAVY



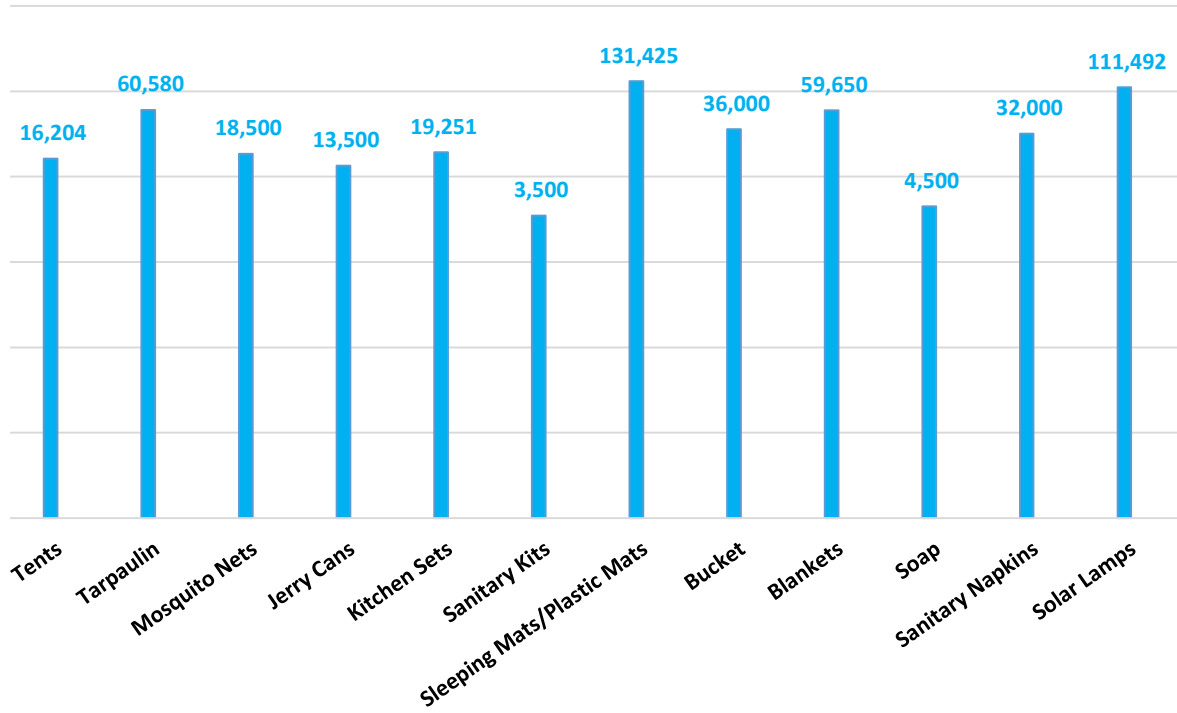
RELIEF PROVIDED BY PAK AIRFORCE



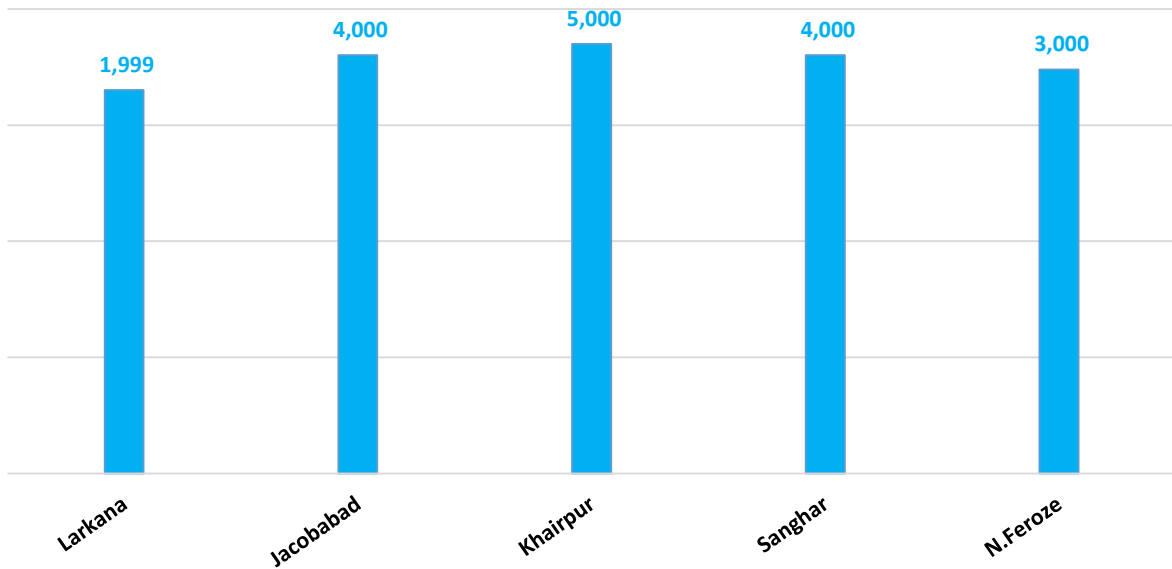
Others:

Organization	Relief
FGRF(INGO)	Cooked Food (Daigs) : 1058

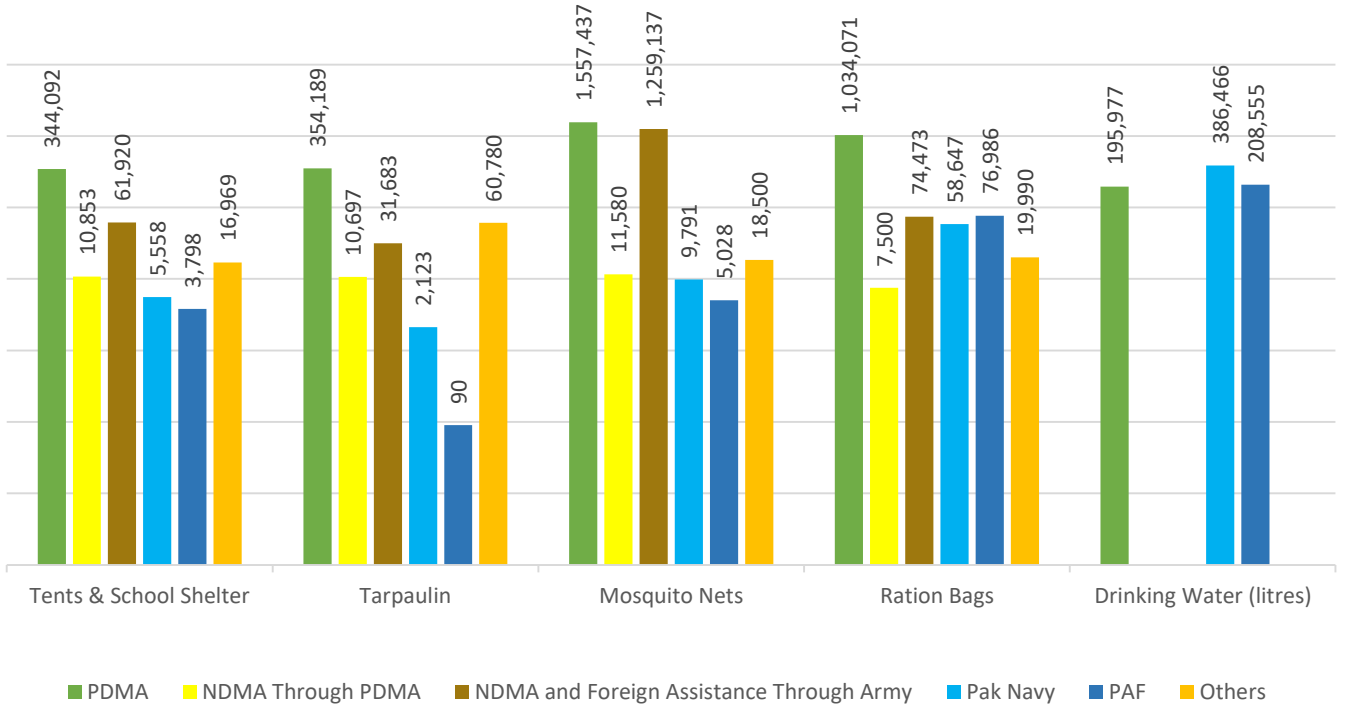
RELIEF PROVIDED BY UNHCR



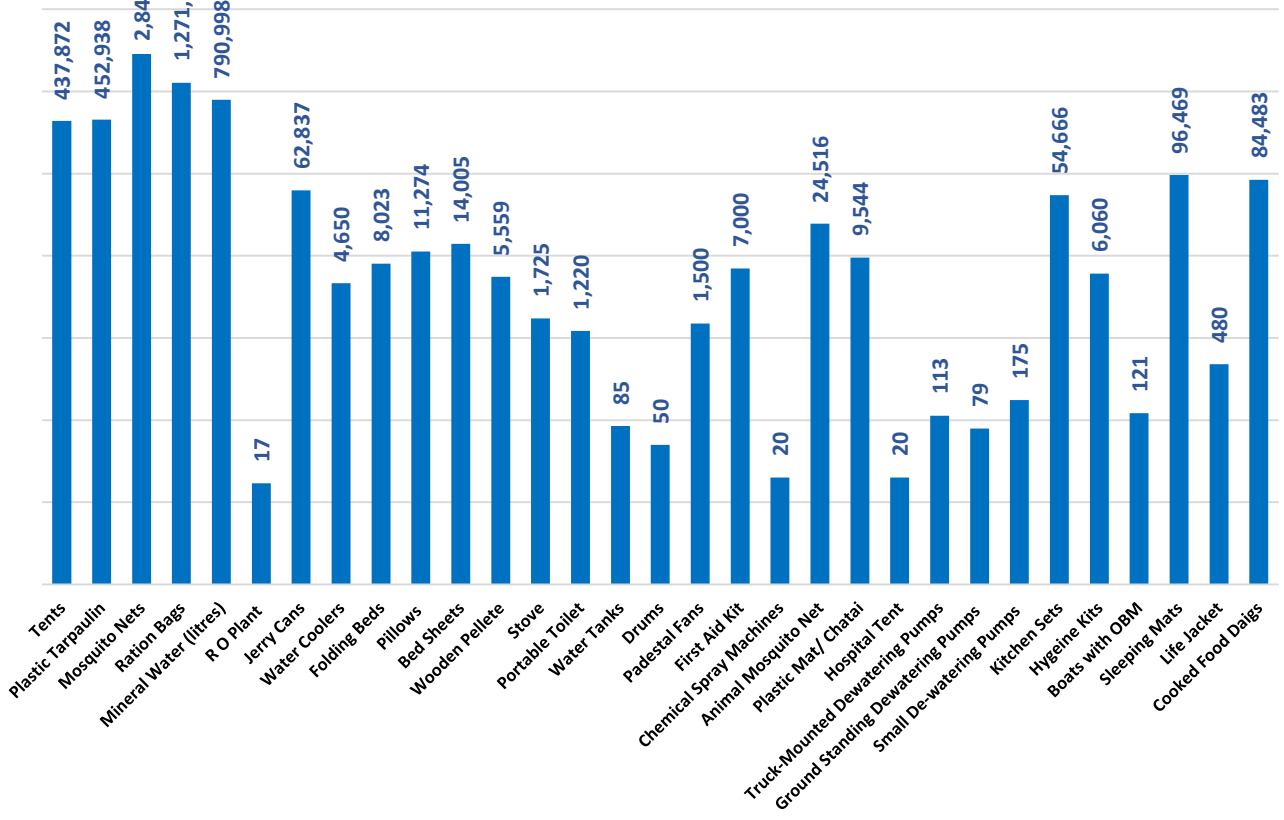
RATION BAGS PROVIDED BY UN-WFP



Combined Relief Provided



TOTAL NUMBER OF RELIEF ITEMS



TM – Truck Mounted, GS – Ground Standing, SM - Small



PROVINCIAL DISASTER MANAGEMENT AUTHORITY
REHABILITATION DEPARTMENT
GOVERNMENT OF SINDH



Last 24 Hours (Already Included in Total):

Districts	Tents	Tarpaulin Sheets	Ration Bags	Mosquito Nets	Animal Mosquito Nets	Solar Lights	RO Plant	Moskill Powder (kg)
Badin	250	-	-	-	-	-	-	-
Dadu	-	3,000	4,000	-	-	-	-	540
Hyderabad	500	-	2,000	3,000	-	-	-	-
Sujawal	-	-	-	-	800	-	-	-
Kamber	2,000	3,000	2,000	-	800	2,278	1	500
Tando Allahyar	750	-	1,200	-	-	-	-	-
Tando M. Khan	-	-	-	6,000	-	-	-	-
Thatta	1,000	-	2,500	6,000	800	-	-	-
Larkana	3,000	3,000	1,500	-	800	2,500	-	-
Shikarpur	-	-	-	-	800	-	-	-
Khairpur	3,000	3,000	500	-	800	2,500	-	-
Sanghar	-	-	2,250	3,000	800	-	-	-
N.Feroze	1,300	2,500	4,000	-	-	-	-	-
SBA	2,250	3,000	-	-	-	-	-	-
Mirpurkhas	2,500	-	2,000	-	-	-	-	-
Total	16,550	17,500	21,950	18,000	5,600	7,278	1	1,040

Sd/-
(KAZIM RAZA TALPUR)
INCHARGE PEOC
PDMA SINDH

Emergency No:
1736



Plot No. 26-C, Main Khayaban-e-Jami,
DHA Phase-VII, Karachi.



021-99332742
021-35381810



021-99332007



0335-5557362



www.pdma.gos.pk